



Investor Presentation
December 2016

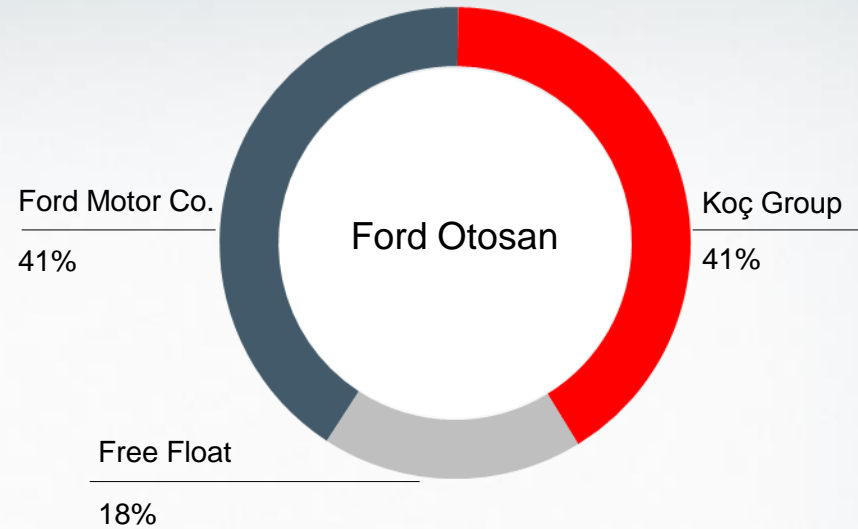
Contents

▪ About Ford Otosan	3
▪ Plants and Facilities	9
▪ Products	16
▪ Investment Case	24
▪ Operating and Financial Performance	43
▪ Guidance	60
▪ Contacts	61

About Ford Otosan

Company Profile

Key Performance Indicators, 2015		
Revenues		\$6.2 billion
Export Revenues		\$3.9 billion
EBITDA		\$530 million
Profit Before Tax		\$318 million
Net Profit		\$310 million
ROE		27.5%
EBITDA margin		8.6%
Annual Production Capacity		415,000
	Gölcük	290,000
	Yeniköy	110,000
	İnönü	15,000
Total Employees		10,676
	Blue Collar	7,944
	White Collar	2,732



Paid-in Capital: TL 350,910,000

Traded on Borsa Istanbul since 13 January 1986

Ticker: FROTO.IS

Ford Otosan at a Glance

Pioneer of Turkish automotive

First Turkish passenger car Anadol (1966)

Turkey's **first** domestic diesel engine Erk (1986)

Turkey's **first** private R&D center in automotive (1961)

First export of Turkish automotive to the US (2009)

Strong value contribution

Turkey's **export leader**

Turkey's **2nd largest** industrial enterprise

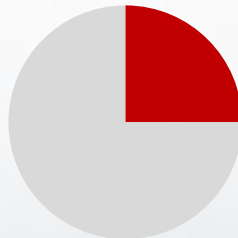
Highest employment in Turkish automotive

Leadership and scale

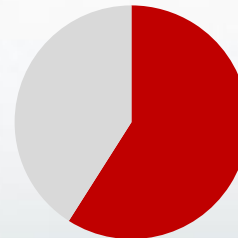
Market leader in Turkish commercial vehicle industry

Widest product range in Turkish automotive

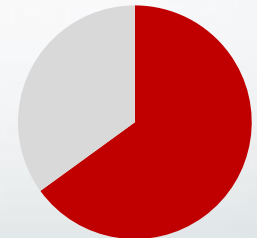
Highest installed production capacity in Turkish automotive



25% of Turkey's total automotive production



59% of Turkey's total commercial vehicle production



65% of Turkey's total commercial vehicle exports

Key Player in Ford Motor Company Universe

Robust sales performance

Highest commercial vehicle market share of Ford in Europe

Among Ford's **top 5 markets in Europe** (UK, Ireland, Hungary, Turkey, Finland)

Leading manufacturing hub

Lead manufacturing plant of Ford Transit globally

Single source of Ford Transit Custom & Tourneo Custom

Single source of Ford Transit Courier & Tourneo Courier

One of the two production centers globally for Ford Cargo heavy trucks

Engineering and R&D power

Global hub for Cargo heavy trucks and related powertrains

Global support for Light Commercial Vehicle Development

Global support for Diesel Powertrain Engineering

Vision, Mission and Strategy

Vision

Being Turkey's most valuable and most preferred industrial company.

Mission

Providing innovative automotive products and services beneficial to the community.

Strategy

- **Growth:** Organic and inorganic growth in new markets and existing business areas by developing new products.
- **Innovation:** Providing innovative products and services in all business processes by keeping creativity at the top.
- **Brand:** Being the most preferred brand in all segments by meeting customer needs and expectations.
- **Employees:** Being the most preferred workplace by aiming excellence in human resources processes and increasing benefits provided for employees.
- **Customers:** Being the leader automotive brand with regards to customer satisfaction in sales and after sales products and services.



Brief History

First automotive production starts in Turkey under license agreements in a heavily protected domestic economy.



Turkey takes first steps to liberalize its economy and integrate with the rest of the world.



Customs Union is signed with the EU in 1996. Exports start to increase. Incentives are introduced for production in Turkey.



Turkey becomes a major hub in automotive production and moves up the value chain, from an assembly center to full product development and manufacturing with focus on R&D.



Turkey is the 17th largest auto manufacturing hub in the world and 6th largest among European countries.



First Years

1980s

1990s

2000-2010

2010+

1928 – Vehbi Koç is assigned as Ankara Ford dealer

1959 – Otosan is founded as Ford assembler in Turkey

1960 – Otosan's first production: Ford Consul

1966 – Otosan produces the first Turkish car Anadol

1967 – Otosan produces its first Transit

1982 – İnönü Plant opens

1983 – Cargo production starts

1983- Ford Motor Co. increases its share in Otosan to 30%

1985 – Production of Ford Taunus

1986 – Otosan produces Turkey's first diesel engine ERK

1992 – Production of the new generation Transit

1993 - Production of Ford Escort

1997 – Ford assumes 41% equity in 'Ford Otosan'

1998 – Ford Otosan spare parts distribution center opens

2001 – Gölcük Plant opens

2002 – Transit Connect launches

2003 – New Cargo launches

2003 – Transit Connect 'International Van of the Year'

2007 – Gebze Engineering Center opens

2007 – Transit 'International Van of the Year'

2009 – First vehicle export to North America

2010 – Ford Otosan's 50th Anniversary

2010 – Transit Connect 'N.A. Truck of the Year'

2011 – Transit Connect NYC Taxi launches

2012- Launch of Ford Custom

2013 – Ford Otosan's 12th year of market leadership

2013/2014- JMC engine & truck technology licensing agreements

2014 – Yeniköy Plant opens

2014 – Launch of new Ford Transit and Ford Courier

2015 – Sancaktepe Engineering Center opens

2016 – Ecotorq engine production starts

Plants and Facilities

Locations

Sancaktepe Parts Distribution Center (1998)



Sancaktepe Engineering Center (2015)



İnönü Plant (1982)



Kocaeli Plants: Gölcük Plant: Transit (2001), Custom (2012)



Yeniköy Plant: Courier (2014)



Gölcük Plant - Lead manufacturing plant of Ford Transit



Transit 140k-160k



Custom 130k-150k

290,000 units manufacturing capacity

1,600,000 m² total area; 340,000 m² covered area

Opened in 2001

Yeniköy Plant - The single production center of Ford Courier in the world



Courier 110k

New production facility at Gölcük plant site opened on 22 May 2014

70,000 m² covered area

Environment and disabled-friendly plant

İnönü Plant - One of the two global production centers for Ford Cargo



ISO 14001
BUREAU VERITAS
Certification



ISO 14064-1
BUREAU VERITAS
Certification



OHSAS 18001
BUREAU VERITAS
Certification



ISO 50001
BUREAU VERITAS
Certification



Cargo 15k

Opened in 1982

88,000 m² covered area

80k units engine, 140k units powertrain production capacity

- 12.7L / 9.0L E6 Diesel engines for Cargo heavy truck
- 2.2L 4-cyl. Duratorq TDCI engines for Transit



Sancaktepe Parts Distribution Center - 96% Fill rate



Opened in 1998

25,000 m² warehouse: Largest of its kind in Turkey

4th largest warehouse capacity among Ford's parts distribution centers in Europe

Sancaktepe Engineering Center – Turkey's largest R&D Center



Center of Excellence for heavy trucks and heavy duty diesel powertrain for large trucks

Global engineering lead for Ford Cargo heavy trucks and related powertrains

Global support for diesel powertrain engineering

Global support for light commercial vehicle development (B- & C-car derived Integrated Style Vans)

Products

Ford Transit

- Longest-running model in Ford of Europe's product range
- ~ 8 million units produced globally since its launch in 1965
- Manufactured by Ford Otosan since 1967
- Ford Otosan is the lead manufacturing plant of Transit globally
- All-New Transit launched from March 2014 to October 2014 in 3 phases



17% YoY growth in
European sales Jan-Sep 2016

Chassis Cab

Van

Minibus



Loading Capacity:
3.3 tons – 4.7 tons



Loading Capacity:
9.5m³ - 15.1 m³



Seating Capacity:
11+1 / 17+1

Market share details available on page 46.

Ford Custom

- Ford Otosan is the single global source of Ford Custom
- Launched in October 2012
- First vehicle in its segment to achieve a maximum five-star Euro NCAP rating



Tourneo Custom (People Mover)



Long and Short Chassis
8+1 Seating Capacity
4.97m – 5.34 m

Transit Custom (Commercial)



Loading Capacity:
5.9 m³ - 7.2 m³



Loading Capacity:
6.8 m³ - 8.3 m³

23% YoY growth in
European sales Jan-Sep 2016



Market share details available on page 46.

Ford Courier

- Ford's first vehicle in the compact van segment
- Ford Otosan is the single global source of Ford Courier
- Launched in May 2014



COURIER



Tourneo Courier
(People mover)

Transit Courier Combi Van
(Commercial)

Transit Courier Van
(Commercial)

Market share details available on page 46.

Ford Trucks

- Manufactured at Ford Otosan's İnönü Plant since 1983
- Road truck, construction and tractor series available
- Cargo 1846T – 2013 International Truck of the Year 3rd place



TRACTOR

4x2 Tractor and **6x2** Full Trailer are the main applications. Available in **E3&E5 AND E6** emission levels with **13L ECOTORQ ENGINE** generating power **420 AND 480 PS**

ROAD TRUCK

Mainly used for local distribution and municipality (special purpose vehicles) **4x2, 6x2, 8x2** applications.

Available in **E3&E5 AND E6** emission levels with **9L AND 13L ECOTORQ ENGINE** generating power **330 AND 420 PS**

CONSTRUCTION

Tipplers, Transmixers, Cement Pumps. **6x4, 8x4, 4x2, 6x2 AND 8x2** applications. Available in **E3&E5 AND E6** emission levels with **9L AND 13L Ecotorq** engine generating power **330 AND 420 PS**

Long
Haulage



Distribution
Trucks




Construction
Trucks



Market share details available on page 46.

Ecotorq Engine Family

- Available in 9L 330PS and 13 L 420 to 480PS
- Euro 3, Euro 5 and Environmentally Friendly Euro 6 Emission Levels
- Turbocharger with Variable-Geometry
- 2500 bar Common-Rail Fuel Injection System
- Specially Coated Pistons
- Smart Charging Alternator



The Newest Portfolio in the Industry



Major Product Acceleration

2014



Focus



Courier



Connect



Transit

2015



Mondeo



Galaxy



C-Max



Mustang

2016



Ranger



Edge

Investment Case

Ford Otosan's Value Proposition

Scale & growth

Domestic industry leader in commercial vehicles

Largest manufacturer and exporter of commercial vehicles in Turkey

Increased capacity and fully revamped products to grow volumes and profitability

Technology licensing agreements delivering royalty fees with strong growth potential

Resilience & efficiency

Large-scale export program; Lead beneficiary of the growth in European van segment

High capacity utilization: Above European and Turkish industry average

Efficient, flexible and low-cost manufacturing and engineering competency

Strong balance sheet & prudent risk management

Strong cash generation capacity

Solid financial performance

Natural hedge of fx-payables due to fx-denominated export revenues

Shareholder value creation

Sustainable dividend policy

Strong relative share performance

Commitment to good corporate governance

Relatively Favorable Taxes on Commercial Vehicles

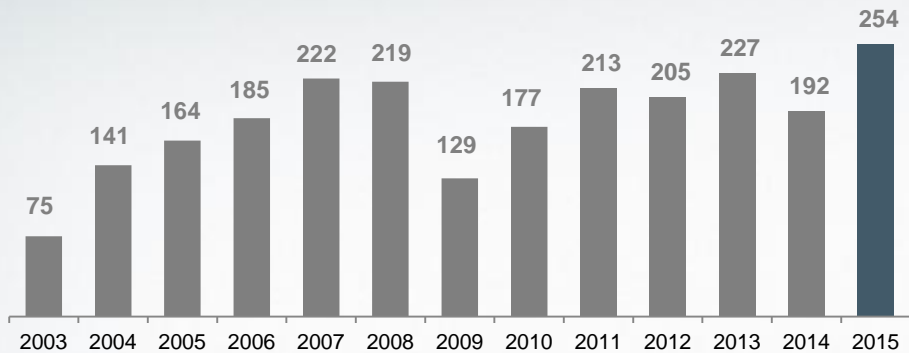
Passenger Cars					Commercial Vehicles			
Engine Size	Base Price (TL)	SCT	VAT	Total	Model	SCT	VAT	Total
<1.6 lt	<40,000	45%	18%	71%	Transit Van Transit Minibus (16+1) (17+1) Transit Chassis Cab Transit Custom Van Transit Courier Van Connect Van Ranger	4%	18%	23%
	40,000-70,000	50%	18%	77%				
	>70,000	60%	18%	89%				
1.6-2.0 lt	<100,000	100%	18%	136%				
	>100,000	110%	18%	148%				
> 2.0 lt		160%	18%	207%				
<ul style="list-style-type: none"> New tax structure for PCs is effective as of November 25, 2016. Above rates are valid for diesel and gas engines. Different SCT rates apply for electric and hybrid vehicles. Previous tax changes as follows: < 1.6 lt 37% to 40% (Sept 2012), 40% to 45% (Jan 2014) 1.6-2.0 lt 60% to 80% (Oct 2011), 80% to 90% (Jan 2014) > 2.0 lt 84% to 130% (Oct 2011), 130% to 145% (Jan 2014) ** 10% to 15% (Oct 12, 2011)					Transit Minibus (11+1) (14+1)	9%	18%	29%
					Transit Combi Transit Custom Combi Transit Custom Combi Van Tourneo Custom Transit Courier Combi Van Tourneo Courier Transit Connect Combi	15%**	18%	36%
					Cargo	4%	18%	23%

VAT: Value added tax

SCT: Special consumption tax

Scalable Export Business

Exports (000 units)



US\$ 3.9 billion export revenues in 2015

Turkey's **export leader** in automotive for 5 consecutive years

US\$ 3.0 billion **net exporter** in the last five years (2011-2015)

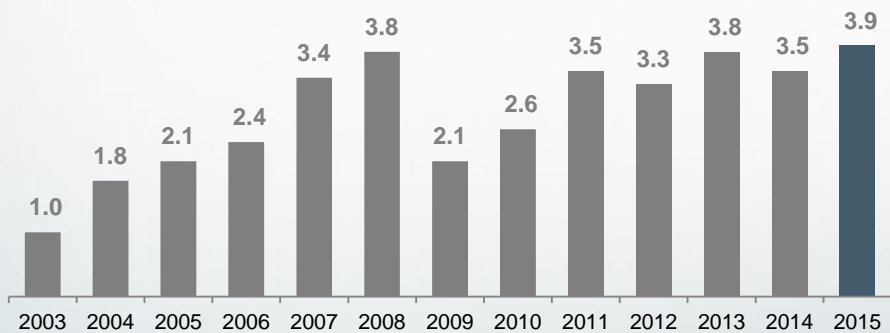
Vehicles and spare parts exported to **82 countries in 5 continents**

65% of Turkey's total commercial vehicle exports is done by Ford Otosan

Export receivables are easy to manage as Ford of Europe is the **single counterparty**

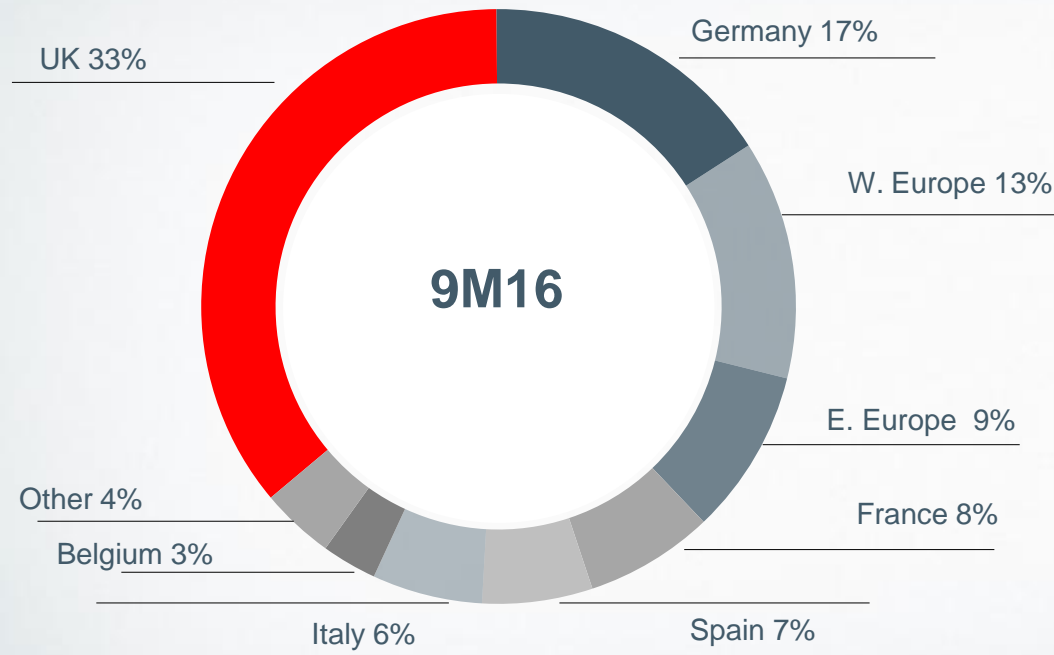
Export receivables from Ford Motor Company and its subsidiaries are collected within average **14 days**

Export Revenue (US\$ bn)

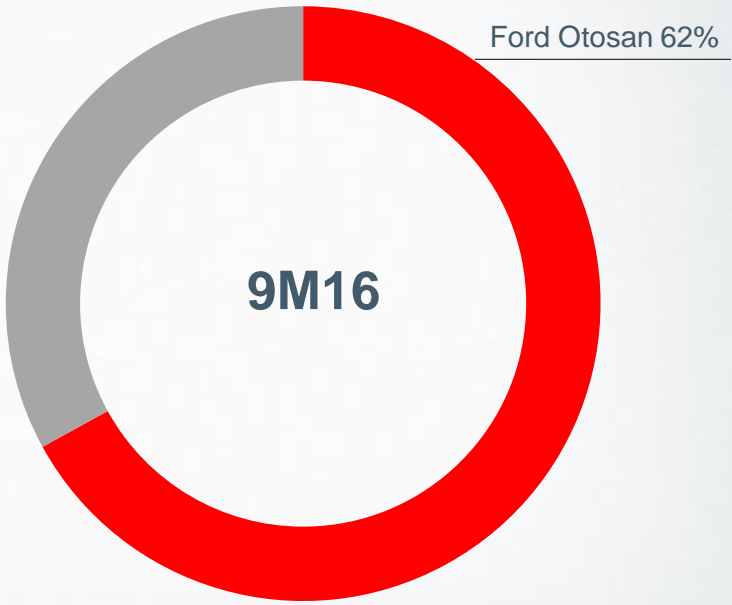


Turkey's Largest Exporter

Export breakdown (units)



Turkey's CV exports



Lead Beneficiary of the Growth in European Van Segment

European commercial vehicle market (Up to 3.5 tons)

	2014	2015	1Q 2016	1H 2016	9M 2016	Oct'16	Nov'16	YTD
UK	18.7%	15.6%	1.2%	3.0%	2.7%	-4.5%	2.5%	2.1%
Germany	7.3%	4.2%	9.3%	10.9%	12.9%	-13.2%	2.1%	8.9%
Italy	16.4%	12.4%	30.0%	31.3%	41.5%	47.7%	66.0%	44.8%
Spain	33.2%	36.1%	8.9%	13.8%	13.0%	-5.5%	11.9%	10.9%
France	1.5%	2.0%	9.6%	12.4%	9.8%	-5.8%	16.1%	8.7%
Total	11.3%	11.6%	11.3%	13.2%	13.5%	-0.8%	13.5%	12.1%

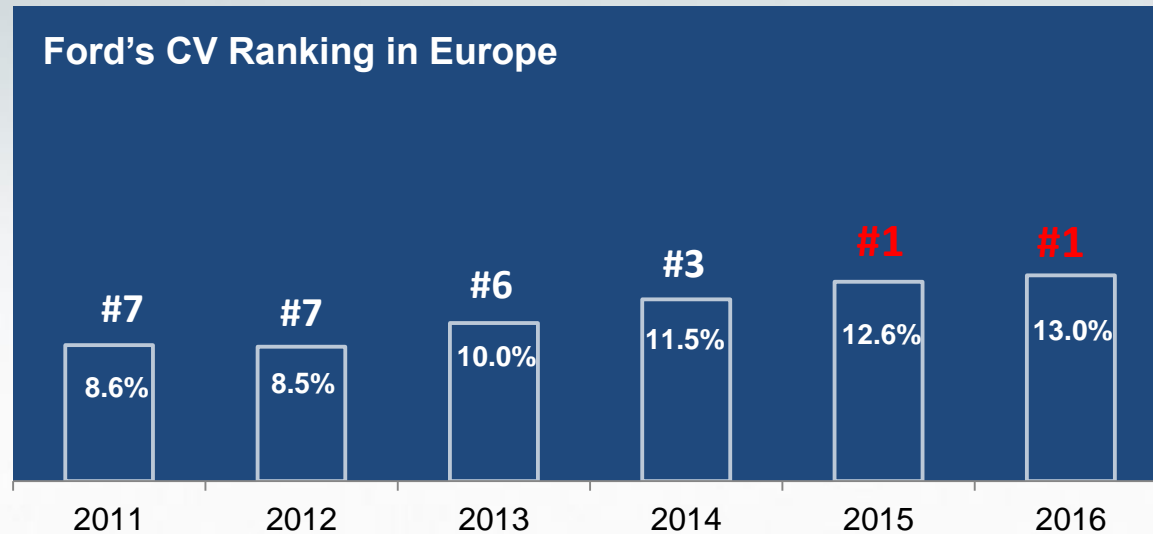
In November, the demand for light commercial vehicles grew considerably in the European market. Van segment **increased by 13.5%** (168,667 units) YoY and **grew by 12.1% YTD** (1,741,498 units). (www.acea.be)

Ford's commercial vehicle sales in Europe

- Ford was Europe's **No.1** commercial vehicle brand in **November**.
- Ford's CVs sales **rose 13%** YoY in November.
- Commercial vehicle sales were **up 17%** year-to-date, **record** for Ford YTD CV sales.



Ford Ranks No. 1 in European Commercial Vehicles



#1 Ford is Europe's No. 1 commercial vehicle brand in 2016

19% YoY increase in Transit Family sales

81% Ford Otosan's share in Ford of Europe's 2016 Transit sales

72% Ford Otosan's share in Ford of Europe's 2016 CV sales

Large Scale Investment Program >US\$1 Billion (2010-2014)

Transit



Courier



US\$ 75 million +

Custom



€ 370 million

Ford Trucks



Yeniköy



US\$ 850 million

Favorable Financing Terms

- €150 million loan agreement signed with EBRD in 2010 (Paid and closed as of December 2015)
 - 5-year loan with 2-years grace period
 - Euribor + 2.75%
- €190 million loan agreement signed with EIB in 2012
 - 8-year loan with 2-years grace period
 - €100 million in Q3 at 2.06%
 - €90 million in Q4 at 1.47%
- €100 million loan agreement signed with a consortium of foreign banks in July 2014 (HSBC, Societe Generale and The Bank of Tokyo-Mitsubishi UFJ, Ltd.)
 - 4-year loan with 2-years grace period
 - Euribor + 2.30%
- €140 million loan agreement signed with EBRD and a consortium of foreign banks in July 2014
 - €70 million loan funded by EBRD, €70 million funded as syndicated loan (HSBC, Societe Generale, The Bank of Tokyo-Mitsubishi UFJ, Ltd. and Credit Agricole)
 - 5-year loan with 2-years grace period
 - Euribor + 2.25%
- €100 million loan agreement signed with EIB in December 2015
 - The loan was utilized in the first quarter of 2016
 - 6-year loan at 0.87%

Highest Production Capacity in Turkish Automotive

Old: 330,000 (pre-investments)

210,000



Transit

110,000



Connect

10,000



Cargo

Kocaeli Plant

İnönü Plant

New: 415,000 (2014)

140,000 - 160,000



New Transit

130,000-150,000



Custom

110,000



Courier

15,000



Cargo

Gölcük Plant

290,000

Yeniköy Plant

110,000

İnönü Plant

Kocaeli Plants

400,000

Technology Licensing & Engineering Agreements

- The agreements with JMC have a 12-year term, starting with 2016 model year, to be extended every 3-years.
- Ford Otosan will be generating royalty fees with strong long-term growth potential.

Ecotorq engines

- Signed on April 24th, 2013.
- JMC branded vehicles manufactured in China using these engines and the licensed products will be sold in China and the export markets as agreed by the parties.
- A license fee of €150 - €190 will be charged per product. €1 million license fee was collected as advance payment in 2013.



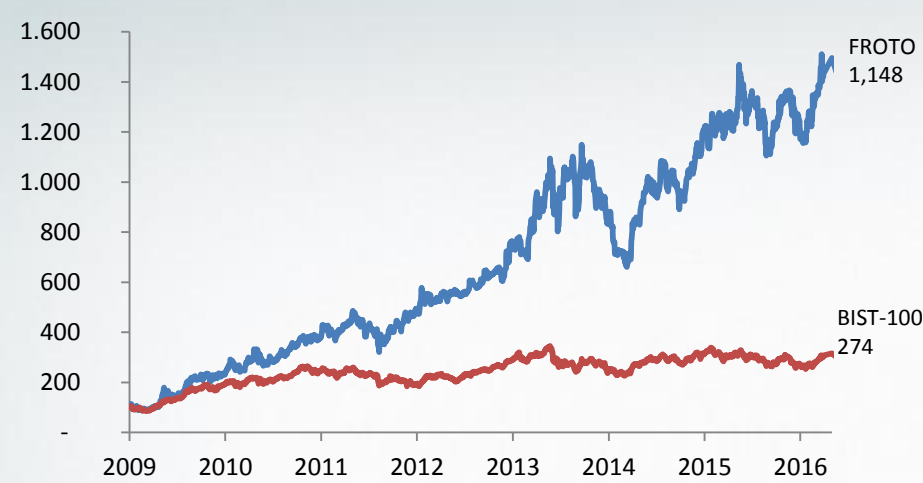
Chassis, cab and components of Ford heavy trucks

- Signed on July 25th, 2014.
- The products and JMC branded vehicles containing these products will be sold in China.
- Ford Otosan received an advance license fee of €8 million. An average license fee of €390 per Chassis and €39 per cab will be charged.



Focus on Shareholder Value

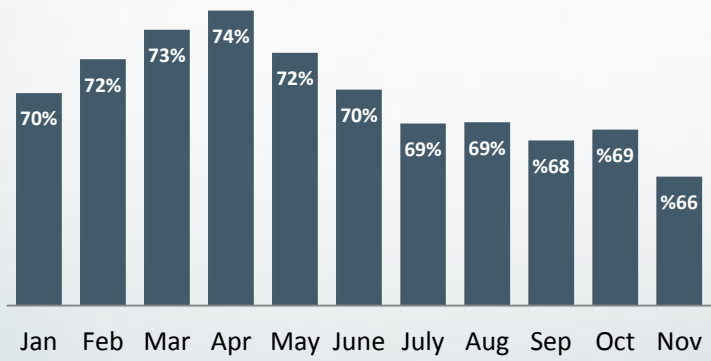
Strong relative share performance



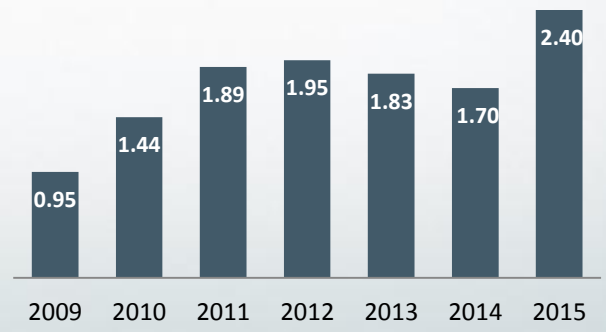
Commitment to corporate governance

- Separate CEO and Chairman roles
- Independent BoD members
- Audit Committee
- Corporate Governance Committee
- Early Determination and Management of Risk Committee
- Remuneration Committee

Foreign ownership in free float (2016)

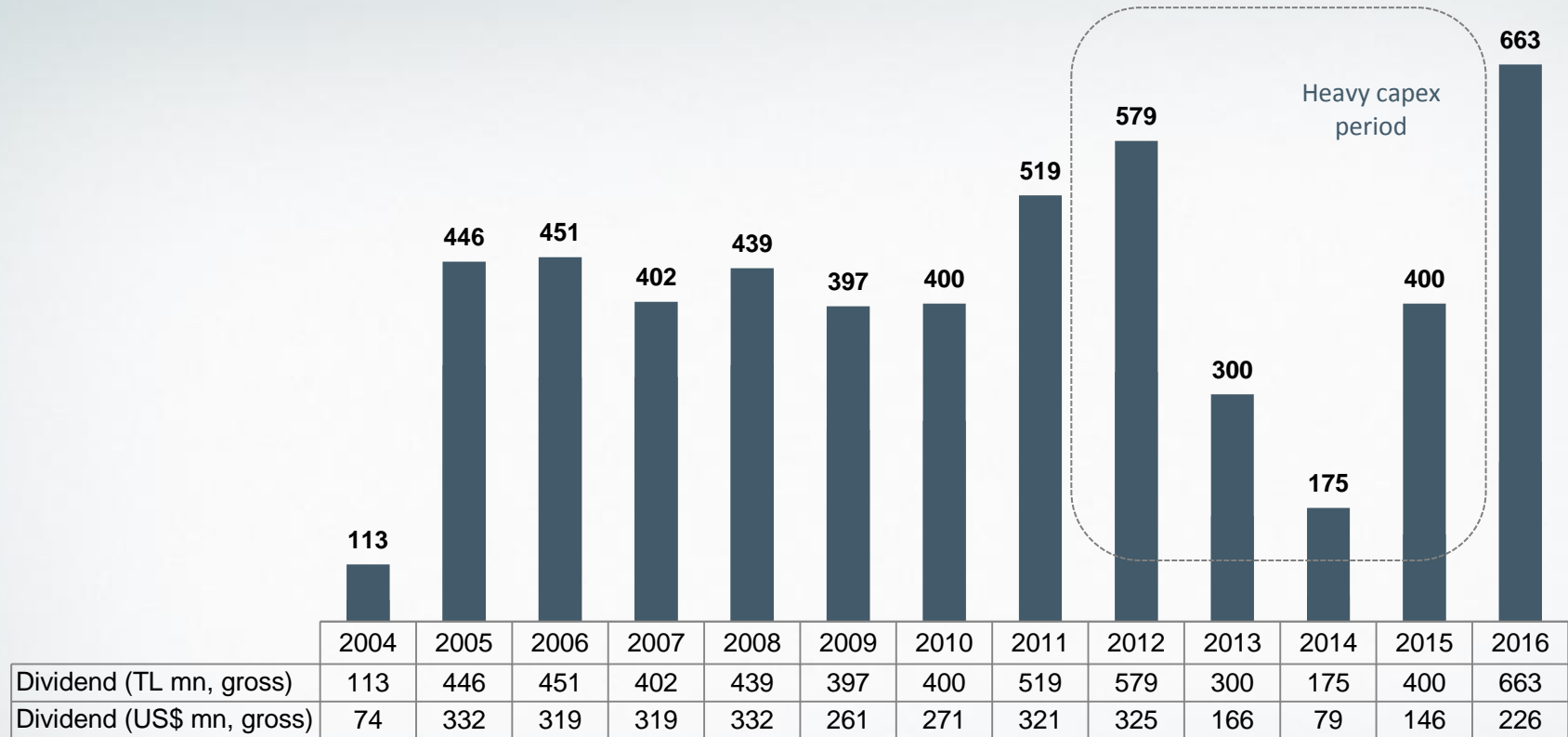


Earnings per share (for Kr 1 nominal value)



Dividend History and Policy

Ford Otosan paid TL 5.3 billion (US\$3.2 billion) in dividends since 2004.



In principle, subject to be covered by the resources existing in legal records, and subject to the decision of the Ordinary or Extraordinary General Assembly Meeting, excluding periods of large investment or severe economic downturn, by taking into consideration other legislation, financial and market conditions, long-term strategy, investment and financing policies, profitability and cash position, minimum 50% of the distributable profit for the period calculated within the framework of the Capital Markets Legislation is distributed in the form of cash or stock.

Strong & Committed JV Partner Support



- Turkey's largest industrial and services group in terms of revenues, exports, employees and market capitalization on the Borsa İstanbul.
- Following an average annual growth rate of 18% in consolidated profit in US\$ terms between 2003-2013, Koç Holding ranks among the world's top 350 companies in Fortune 500 (2014 report).
- Has leading positions with strong competitive advantages in various sectors, such as energy, automotive, consumer durables and finance, which offer strong long-term growth potential.



- Global automotive industry leader based in Dearborn, Michigan, that manufactures and distributes automobiles across six continents.
- Automotive brands include Ford and Lincoln.
- 199,000 employees and 67 plants worldwide.
- Provides financial services through Ford Motor Credit Company.

Large Distribution Network (LCV/MCV/Passenger)



Ford Otosan provides maintenance, servicing and repairs through its customer-focused and innovative sales and after-sales network that spans the whole country.

Sales:	114
After-Sales:	125
Total	159

Large Distribution Network (Ford Trucks)

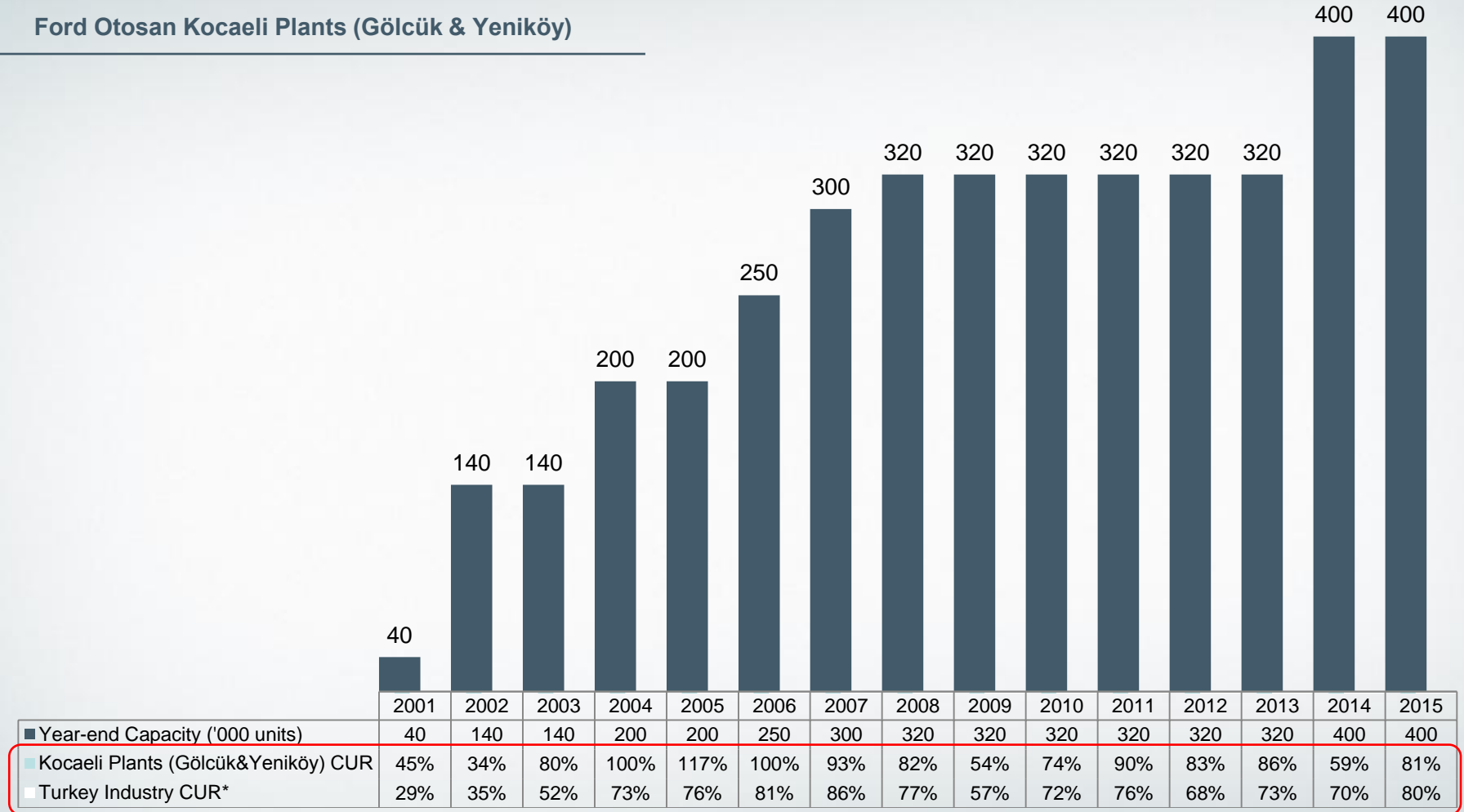


Ford Otosan provides maintenance, servicing and repairs through its customer-focused and innovative sales and after-sales network that spans the whole country.

Sales:	27
After-Sales:	29
Total	30

Efficient Production Hub

Ford Otosan Kocaeli Plants (Gölcük & Yeniköy)



*Source: Automotive Manufacturers' Association (www.osd.org.tr)

R&D Focused on Excellence

Ford Otosan has the largest R&D center in Turkey with over 1,350 R&D engineers.

Capability and infrastructure to design, develop and test a complete vehicle end-to-end, including its engine and engine systems.



Sancaktepe R&D Center

Center of Excellence for heavy trucks and related heavy duty diesel powertrains

Design studio, CAVE lab (1st in Turkey), vehicle and engine HIL labs

İnönü Product Development

Prototype engine manufacturing and testing

The only facility to test extra heavy engines over 13L in Turkey

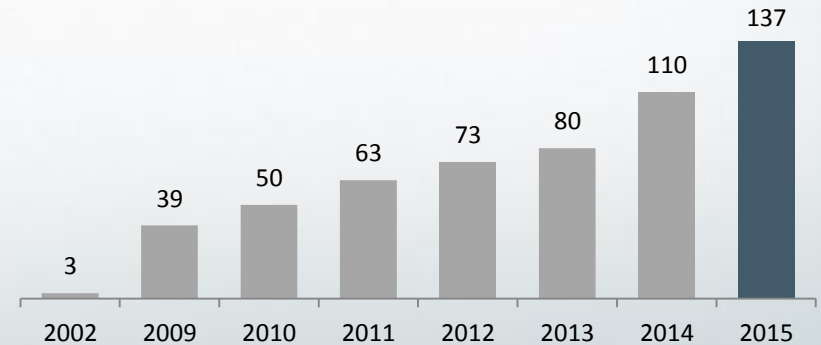


Gölcük R&D Center

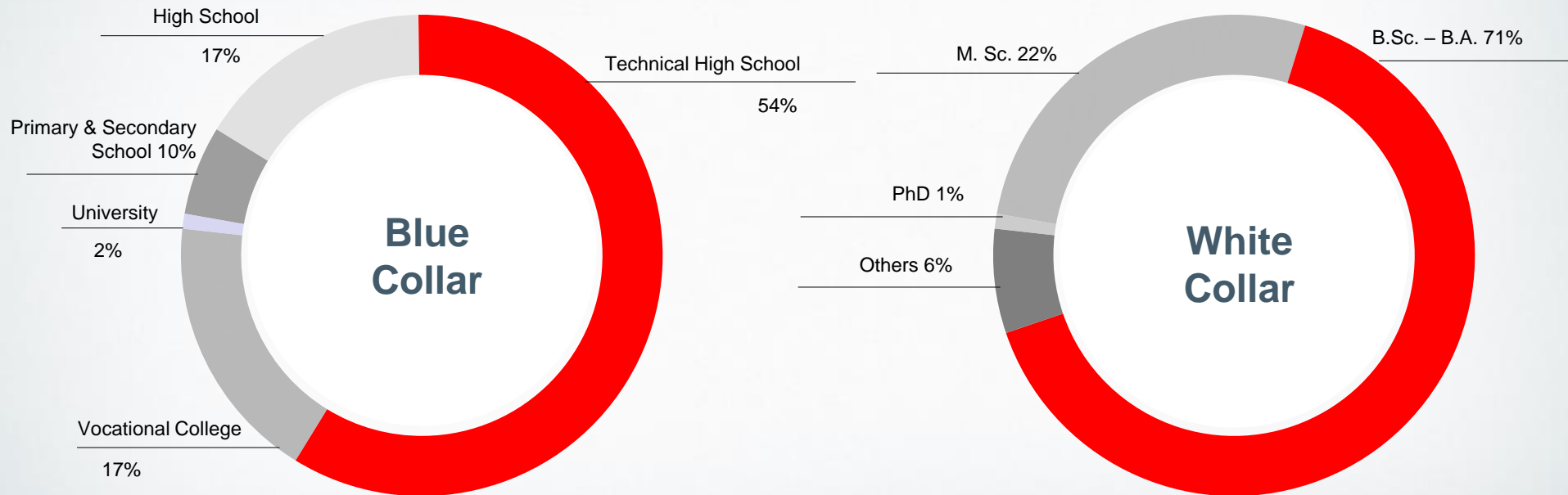
Engine testing, vehicle testing and development workshops



Patent Applications

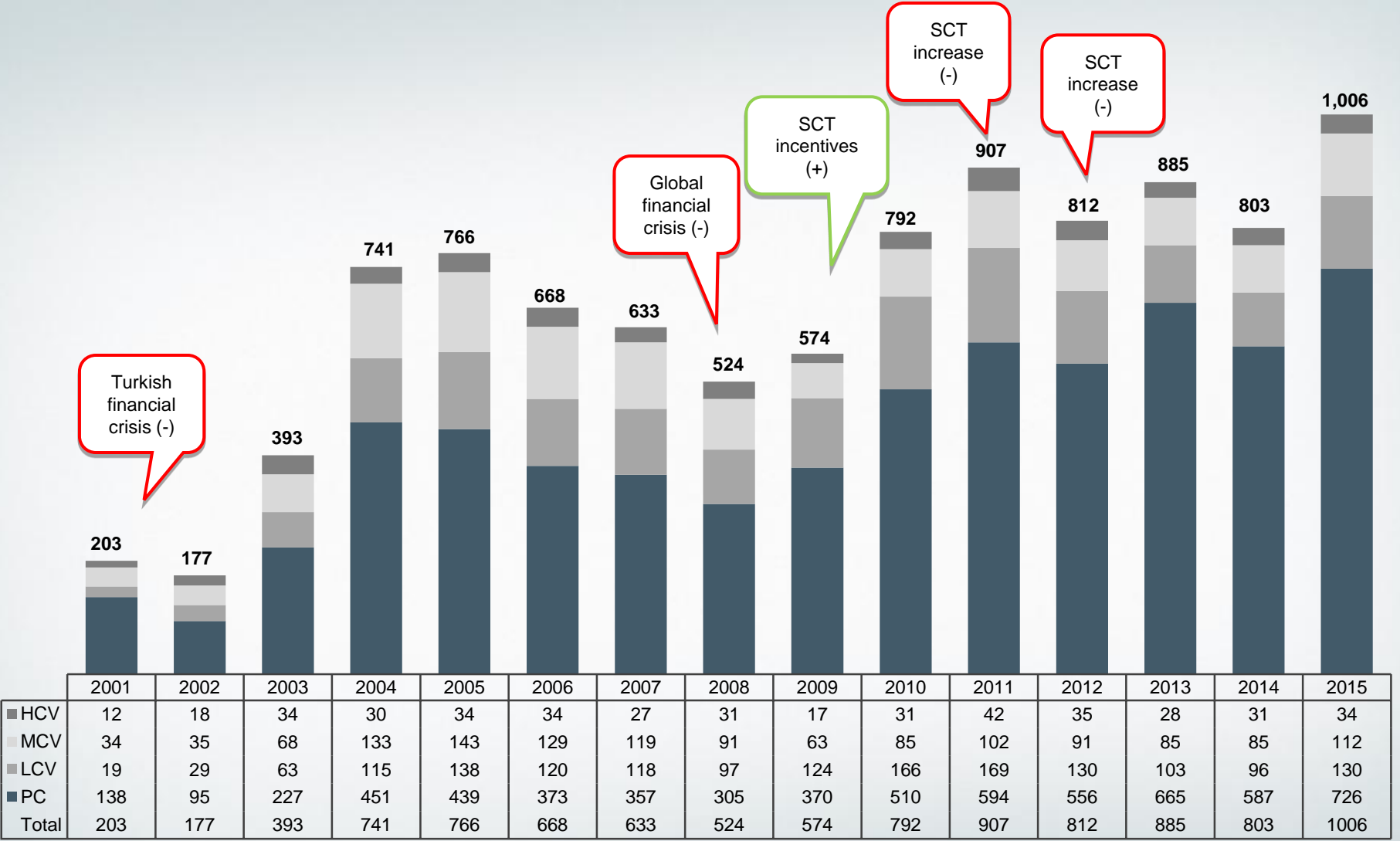


Experienced and Skilled Workforce

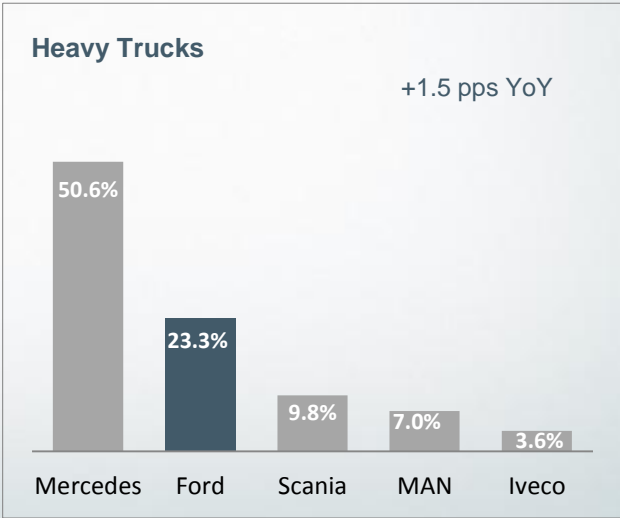
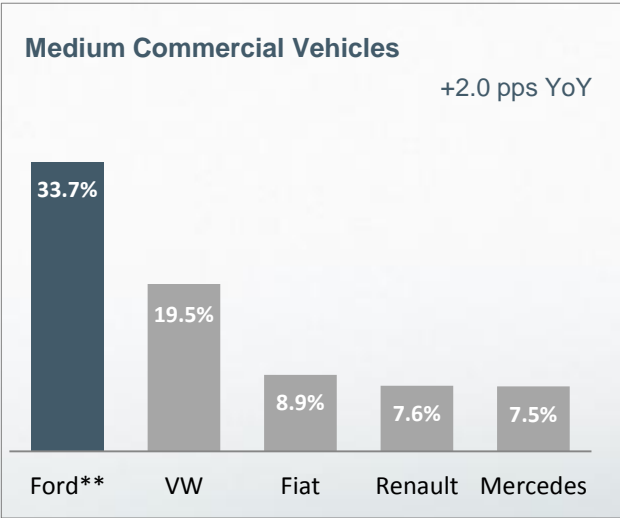
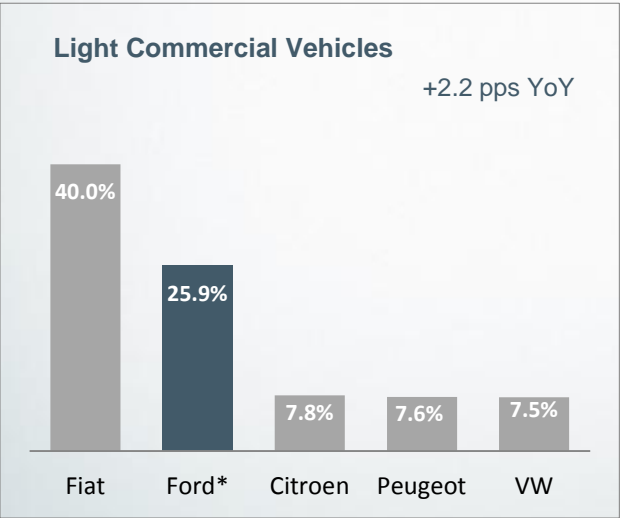
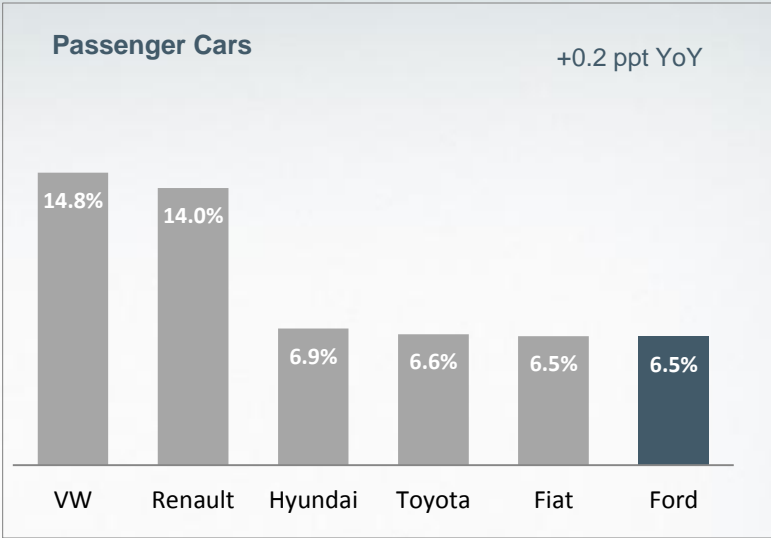
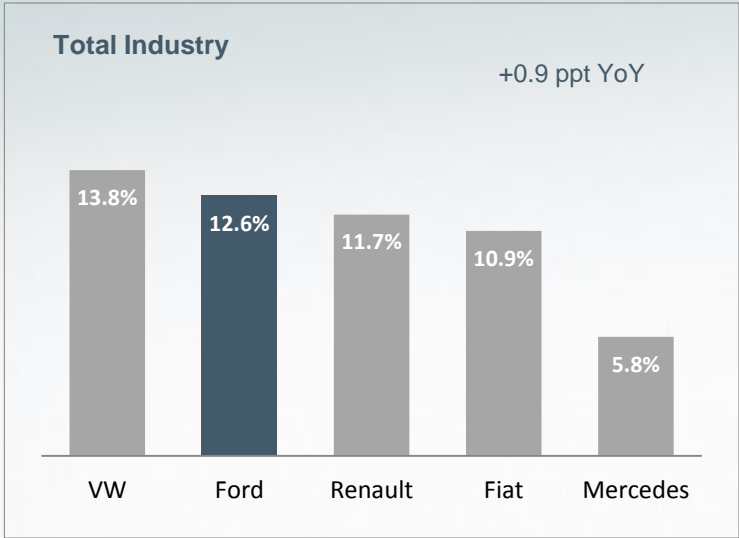


Operating & Financial Performance

Turkish Automotive Industry (000 units)



Turkish Market Shares (2015)

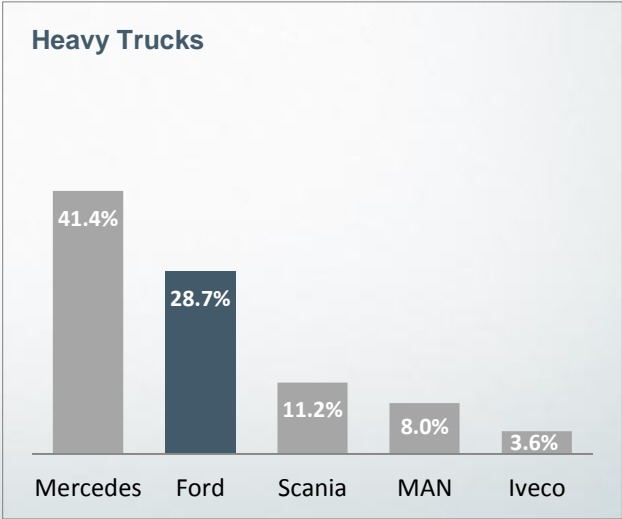
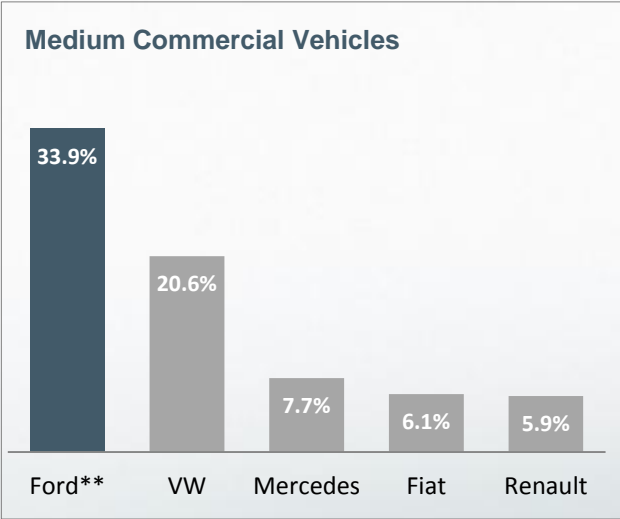
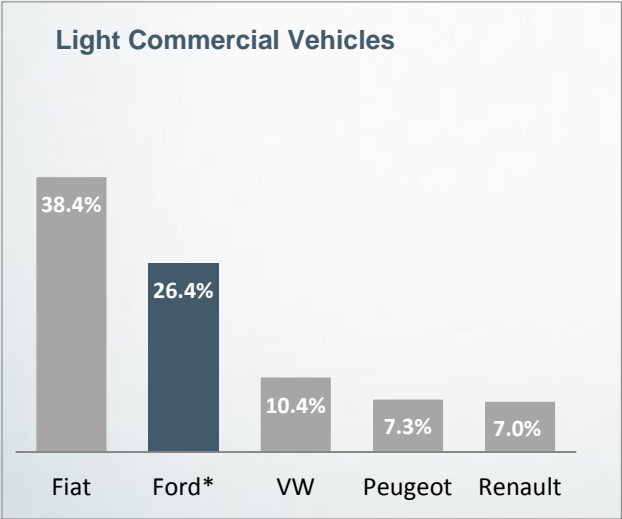
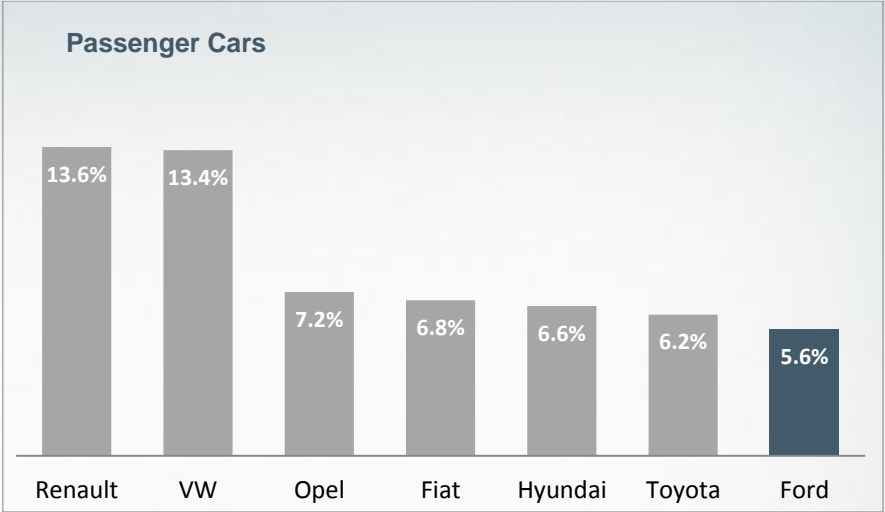
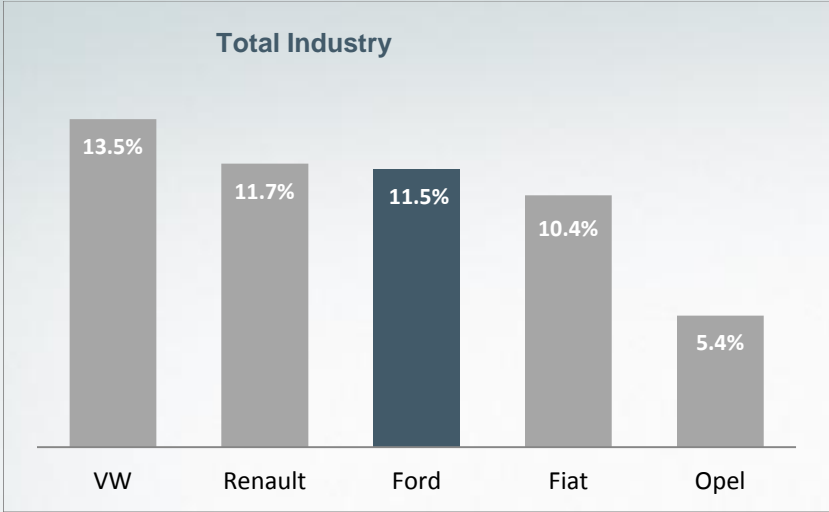


* Courier and Connect

** Transit and Custom

Source: ODD and TAID

Turkish Market Shares (November YTD 2016)



* Courier and Connect

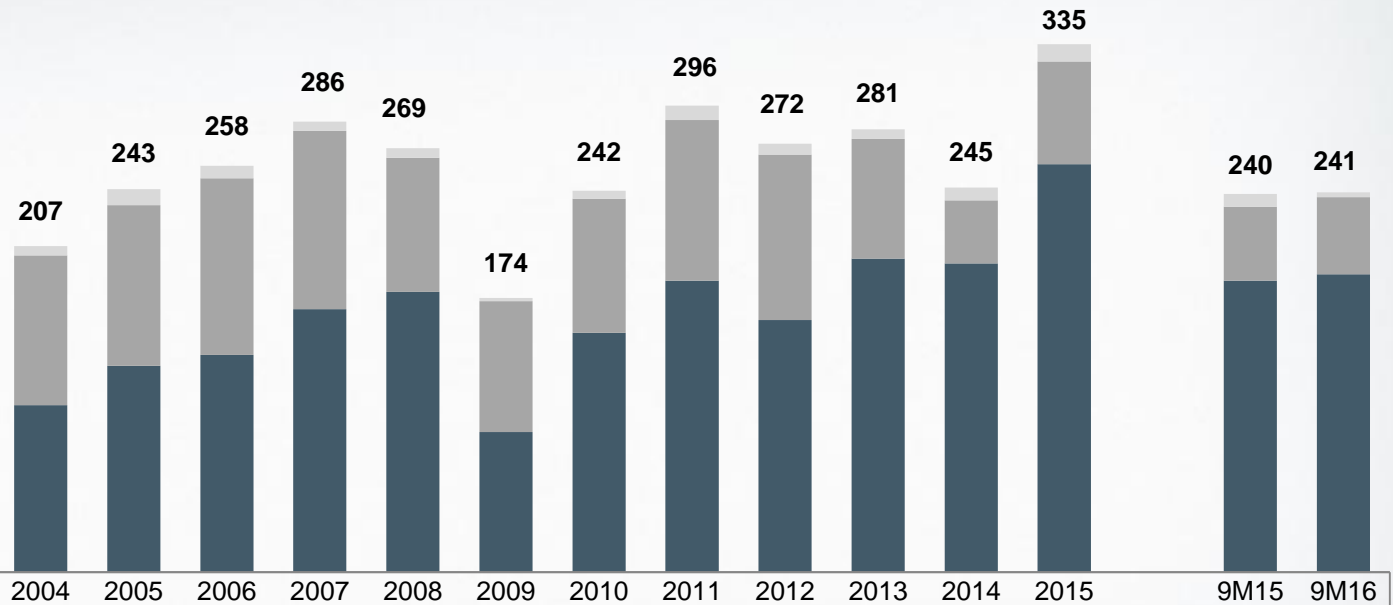
** Transit and Custom

Source: ODD and TAID

Turkish Market & Ford Otosan Retail Sales (Units)

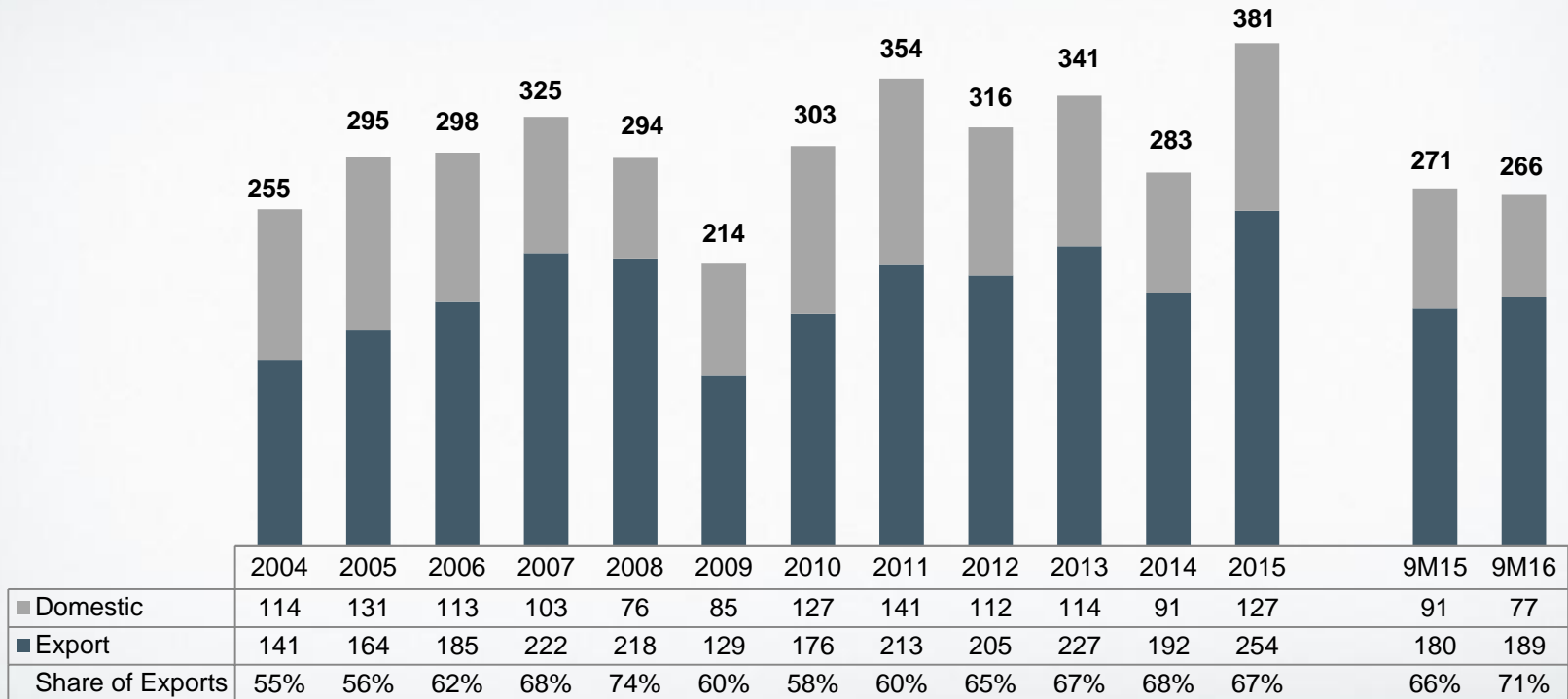
	Nov '16	Nov '15	YoY	Nov '16 YTD	Nov '15 YTD	YoY	Nov '16	Oct '16	MoM	2015
PC										
Ford Otosan	4,682	3,232	45%	36,169	40,481	-11%	4,682	3,114	50%	47,158
Industry	95,783	62,397	54%	648,894	611,256	6%	95,783	63,746	50%	725,596
% Share	4.9	5.2	-0.3	5.6	6.6	-1.0	4.9	4.9	0.0	6.5
LCV										
Ford Otosan	3,788	2,812	35%	27,116	27,632	-2%	3,788	2,571	47%	33,708
Industry	14,727	11,406	29%	102,875	105,481	-2%	14,727	10,664	38%	130,286
% Share	25.7	24.7	1.1	26.4	26.2	0.2	25.7	24.1	1.6	25.9
MCV										
Ford Otosan	4,030	3,520	14%	30,539	31,055	-2%	4,030	3,155	28%	37,774
Industry	11,799	10,798	9%	90,039	95,107	-5%	11,799	8,590	37%	112,135
% Share	34.2	32.6	1.6	33.9	32.7	1.3	34.2	36.7	-2.6	33.7
Truck										
Ford Otosan	757	524	44%	4,693	6,746	-30%	757	508	49%	7,828
Industry	1,850	2,626	-30%	16,341	27,744	-41%	1,850	1,749	6%	33,656
% Share	40.9	20.0	21.0	28.7	24.3	4.4	40.9	29.0	11.9	23.3
Total										
Ford Otosan	13,257	10,088	31%	98,517	105,914	-7%	13,257	9,348	42%	126,468
Industry	124,432	87,494	42%	859,833	843,121	2%	124,432	84,963	46%	1,005,850
% Share	10.7	11.5	-0.9	11.5	12.6	-1.1	10.7	11.0	-0.3	12.6

Production Volume by Segment (000 units)



	2004	2005	2006	2007	2008	2009	2010	2011	2012	2013	2014	2015	9M15	9M16
Heavy Truck	6	10	8	6	6	2	5	9	7	6	8	11	8	3
Light Commercial Vehicle	95	102	112	113	85	83	85	102	105	76	40	65	47	49
Medium Commercial Vehicle	106	131	138	167	178	89	152	185	160	199	196	259	185	189

Wholesale Volume – Domestic & Export (000 units)

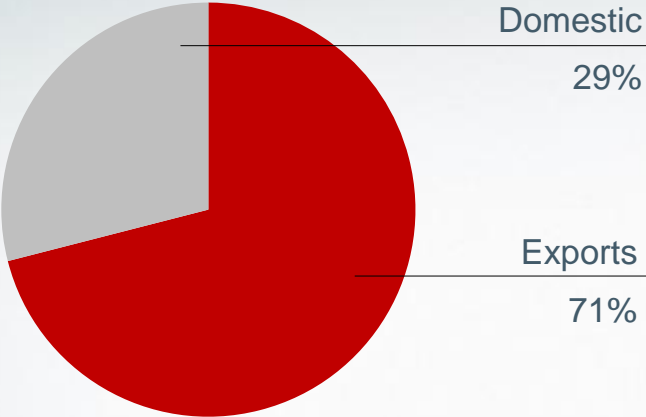


Sales Volume by Model

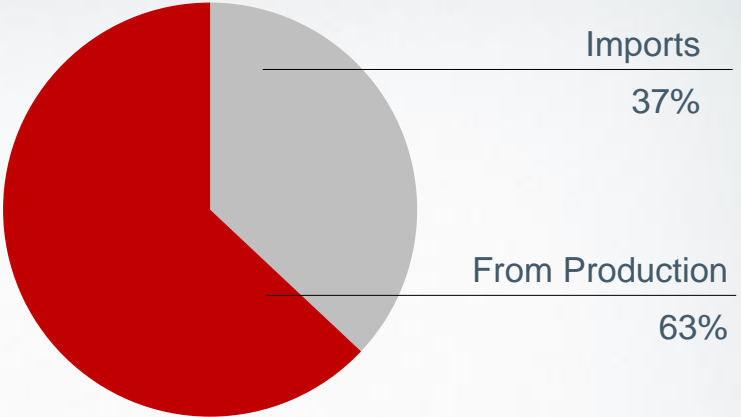
	9M16	9M15	YoY %	3Q16	3Q15	YoY %
Total Domestic	77,168	91,249	-15%	22,166	30,875	-28%
PC	24,136	33,935	-29%	5,873	10,978	-47%
Transit Courier	23,565	23,915	-1%	7,112	7,775	-9%
Transit Connect	2,159	2,093	3%	689	734	-6%
LCV	25,724	26,008	-1%	7,801	8,509	-8%
Transit	18,062	20,074	-10%	5,717	7,542	-24%
Transit Custom	4,667	4,595	2%	1,481	1,775	-17%
Ranger	1,107	741	49%	374	635	-41%
MCV	23,836	25,410	-6%	7,572	9,952	-24%
Cargo	3,472	5,896	-41%	920	1,436	-36%
Total Exports	188,735	180,135	5%	53,152	64,308	-17%
Transit Custom	92,804	88,234	5%	27,197	33,440	-19%
Transit	70,421	68,966	2%	18,629	21,614	-14%
Transit Courier	24,728	22,221	11%	7,067	8,991	-21%
Cargo	461	410	12%	168	149	13%
Other	321	304	6%	91	114	-20%
Total	265,903	271,384	-2%	75,318	95,183	-21%

Volume Analysis (9M16)

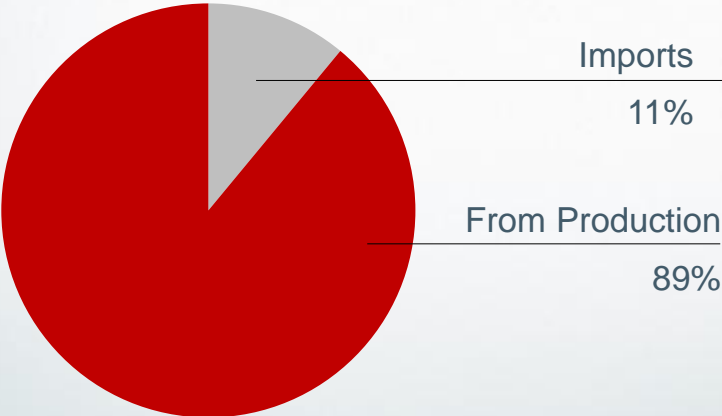
Total Sales



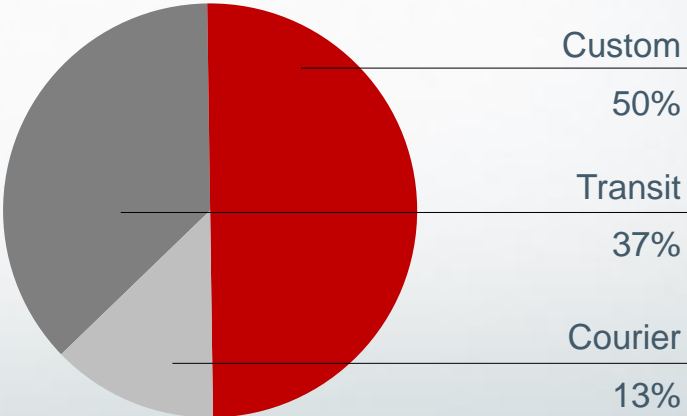
Domestic Sales



Total Sales



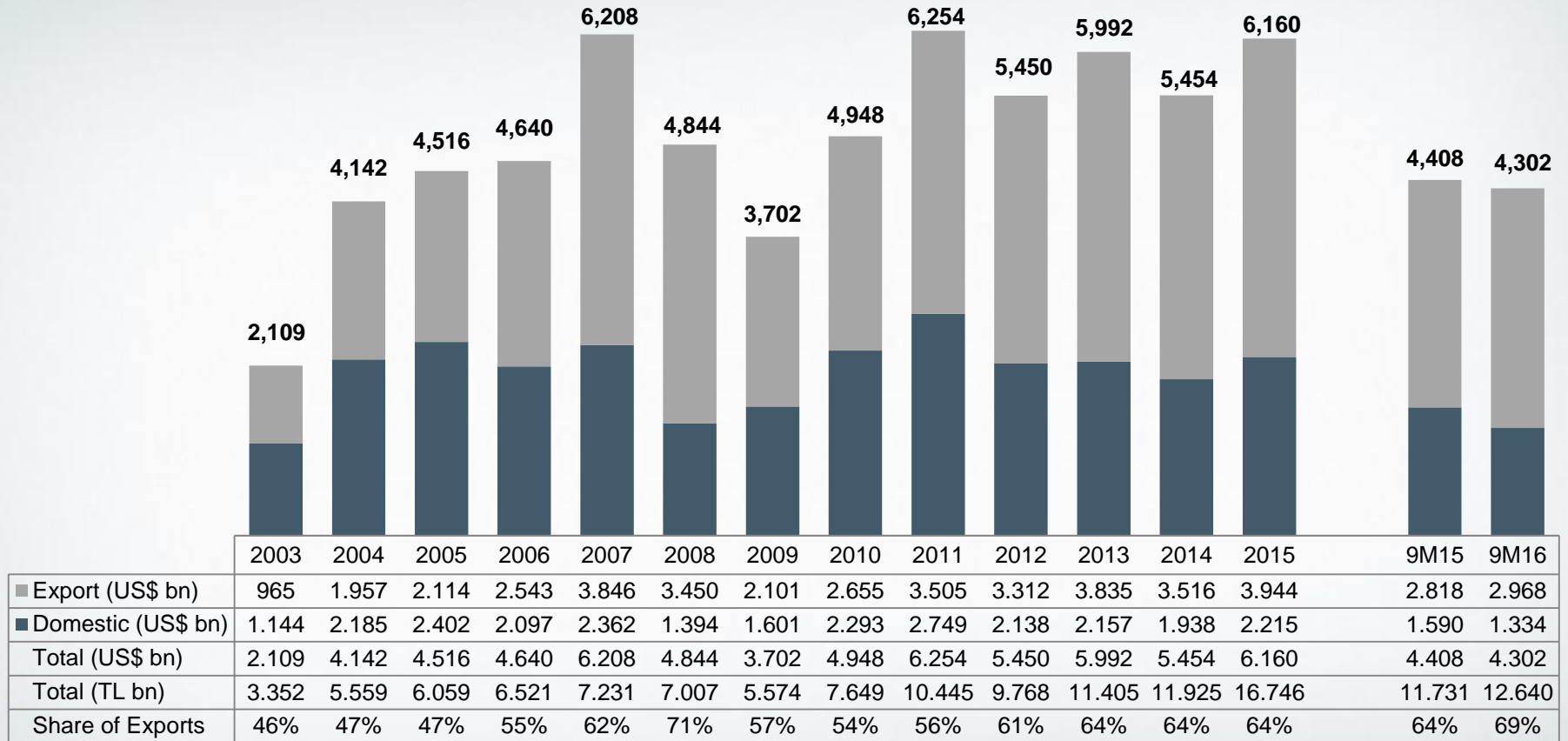
Exports by Model



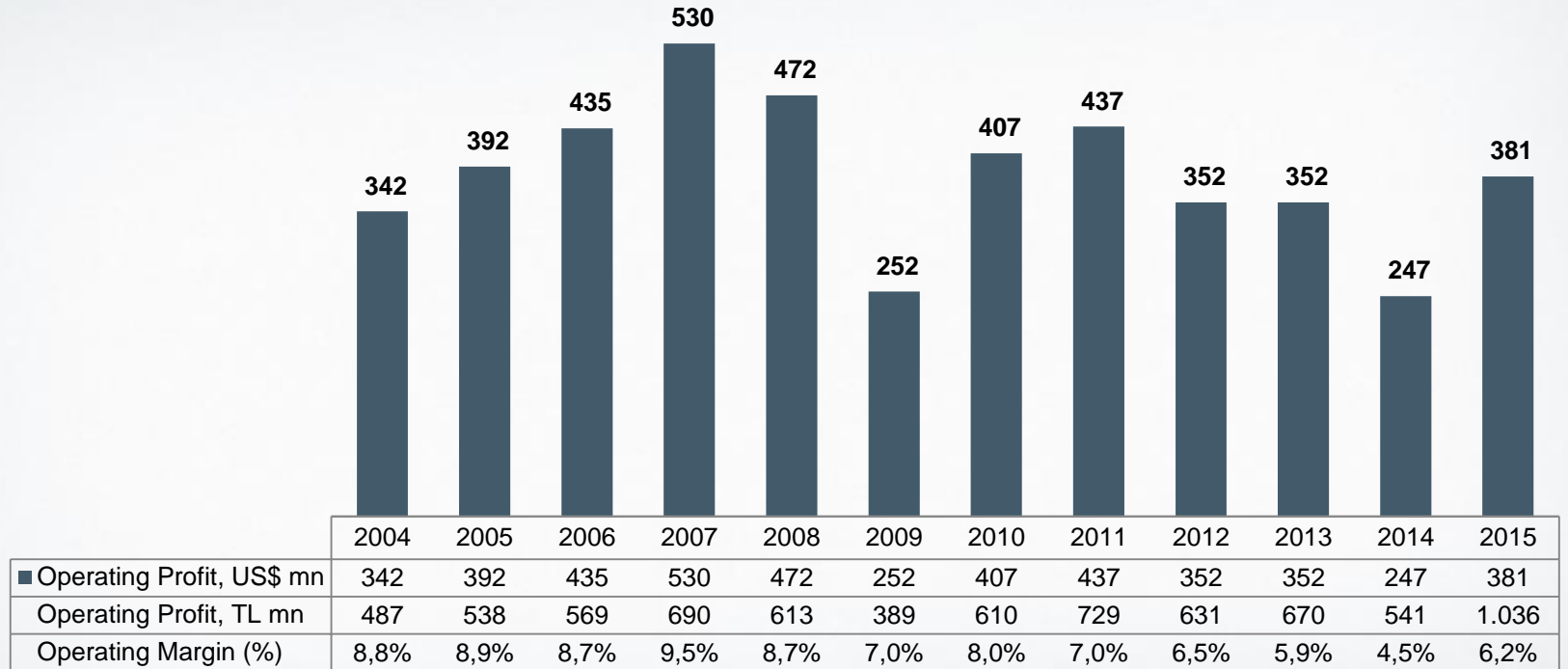
Main Financial Indicators

Million TL	9M16	9M15	YoY %	3Q16	3Q15	YoY%
Total Revenues	12,640	11,731	8%	3,840	4,205	-9%
Export	8,720	7,499	16%	2,663	2,796	-5%
Domestic	3,920	4,231	-7%	1,177	1,409	-16%
Gross Profit	1,452	1,306	11%	458	467	-2%
Operating Profit	744	749	-1%	223	284	-22%
EBITDA	1,082	1,046	3%	338	388	-13%
Profit Before Tax	656	583	13%	180	189	-5%
Net Income	638	557	15%	174	151	15%
Other Financial Data						
Depreciation & Amortization	339	297	14%	115	105	10%
Financial Income / (Expense)	-86	-166	-48%	-42	-94	-56%
Capex	-449	-326	38%	-194	-137	42%

Revenues - Domestic & Export



Operating Profit and Margin



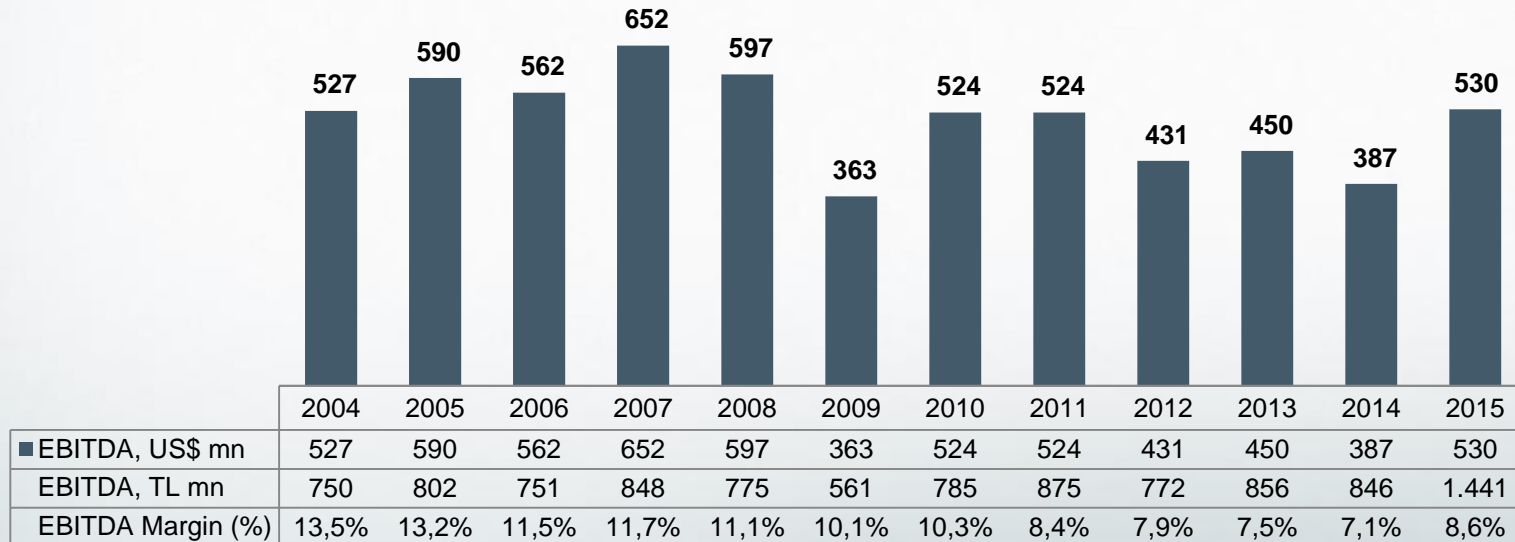
EBITDA and EBITDA Margin

Profitability rose in 2015 due to:

- New products
- Higher volumes in both domestic and export markets
- Favorable sales mix
- Focus on pricing against the backdrop of high currency volatility
- Higher capacity utilization
- Cost reduction actions

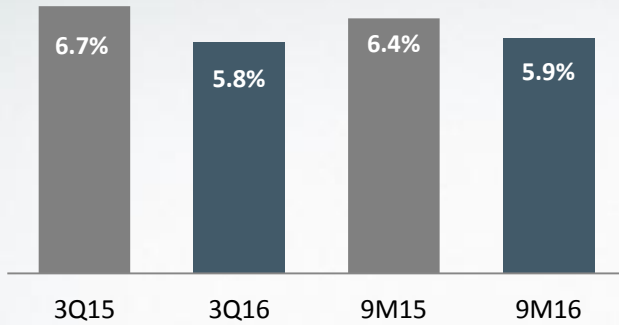
2010-2014 margin decline is due to:

- Changing business mix and highly competitive pricing landscape
- Industry shift towards PC leading to a less favorable sales mix
- Aged product portfolio
- Rising import costs and financial expenses due to TL volatility

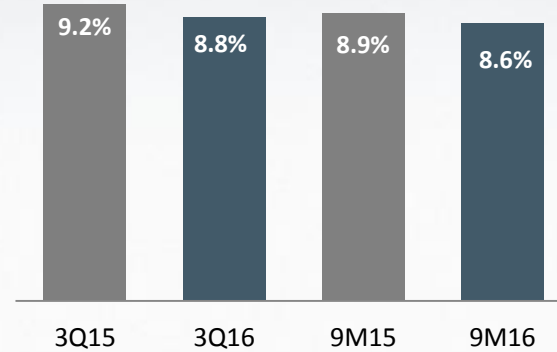


3Q and 9M Margins

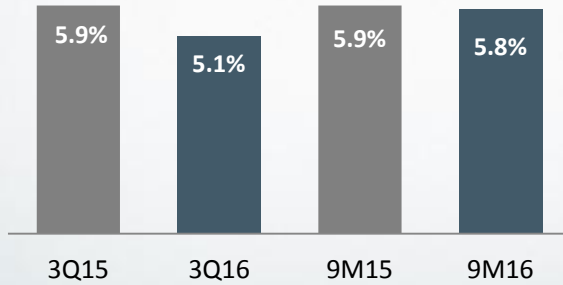
Operating Margin



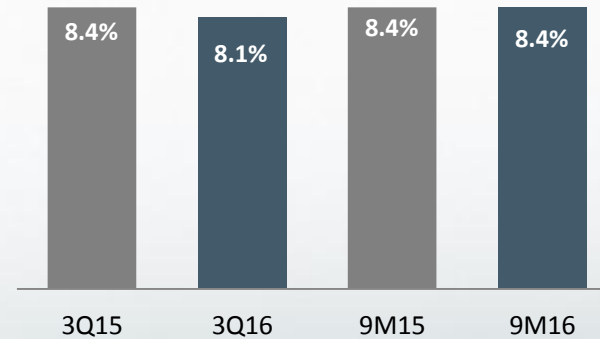
EBITDA Margin



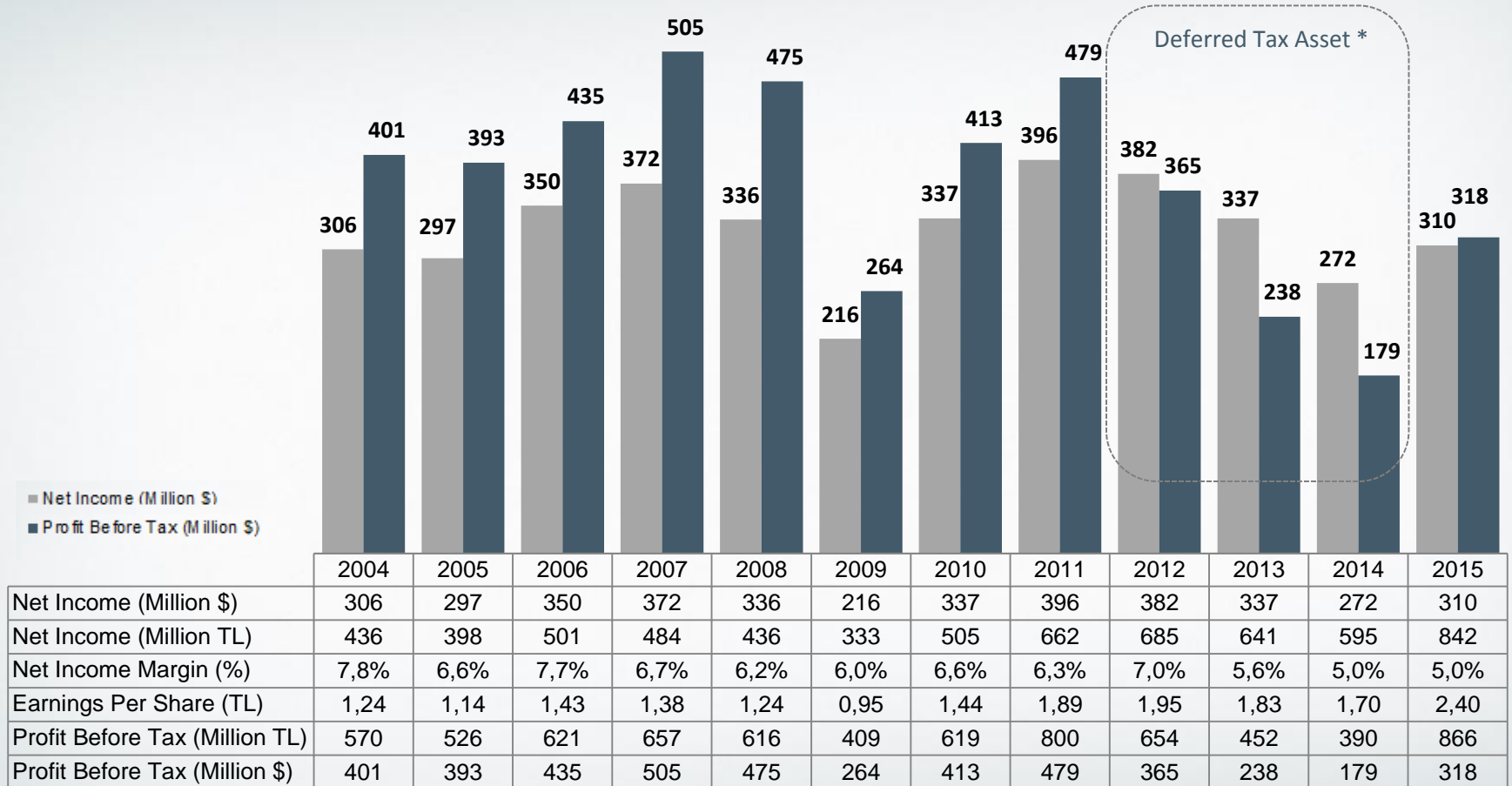
Operating Margin (excl. Other items)



EBITDA Margin (excl. Other items)



PBT & Net Income



* Net profit is higher than profit before tax due to deferred tax asset established in line with the investment incentives granted by the government.

Financial Risk Management

Credit Risk

Receivables from domestic vehicle sales to dealers are collected using a Direct Debit System
Domestic spare part sales are guaranteed with collateral from dealers (bank guarantee letters)
Receivables from Ford Motor Company and its subsidiaries are collected within 14 days
Other exports are guaranteed using L/C, letter of guarantee or cash collection

Liquidity Risk

Cash, credit commitment and factoring capacity is maintained to meet 21 days' cash outflow
€80 million credit commitment & €70 million factoring agreements for potential needs.
Net debt as of 9M16 is TL2.1 billion.

FX Risk

Excess cash is invested in hard currencies to minimize fx exposure
Natural hedge against volatility due to fx-denominated export revenues: 69% of revenues
Ford Otosan is a net exporter: US\$ 3.0 billion in the last 5 years (2011-2015)

Capital Risk

Net financial debt / tangible equity is monitored as a management criteria; capped at 1.25

Debt Profile & Financial Ratios

Cash Position (TL mn)	30.09.2016	31.12.2015
Cash & Cash Equivalents	607	980
Total Financial Debt	(2,674)	(2,561)
Net Financial Debt	(2,067)	(1,580)
Financial Ratios	30.09.2016	31.12.2015
Current ratio	1.10	1.05
Liquidity ratio	0.63	0.73
Net Financial Debt / Tangible Net Worth	0.75	0.63
Current Assets / Total Assets	0.47	0.48
Current Liabilities / Total Liabilities	0.69	0.71
Total Liabilities / Total Liabilities and Equity	0.61	0.64
Return on Equity	25.8%	27.5%
Margins	30.09.2016	30.09.2015
Gross Margin	11.5%	11.1%
EBITDA Margin	8.6%	8.9%
EBITDA Margin (excl.other items)	8.4%	8.4%
Operating Margin	5.9%	6.4%
Net Income Margin	5.0%	4.7%

2016 Guidance

	2015 Actuals	2016
Turkish Industry Volume	1,006 K	980 K – 1 million
Ford Otosan Retail Sales Volume	126 K	115 -120 K
Exports	254 K	260 - 265 K
Wholesale Volume	381 K	375 - 385 K
Production Volume	335 K	335 - 340 K
Capex (fixed assets)	€126 mn	€160-170 mn

Guidance updated in October 2016. According to the Capital Markets Board, companies are allowed to provide guidance 4 times a year. Our next update will be announced as part of FY16 financial results.

Contacts

Aslı Selçuk

Investor Relations Manager

+90 216 564 7499

aselcuk@ford.com.tr

Alçın Hakca

Investor Relations Officer

+90 216 564 7495

ahakca@ford.com.tr

Burak Çekmece

Treasury & Risk Manager
(Capital Markets Law Compliance)

+90 216 564 74 80

bcekmece@ford.com.tr

Investor Relations App



iPhone/iPad için,



Android cihazlar için,



Disclaimer: This presentation contains forward-looking statements that reflect the Company management's current views with respect to certain future events. Although it is believed that the expectations reflected in these statements are reasonable, they may be affected by a variety of variables and changes in underlying assumptions that could cause actual results to differ materially.

Neither Ford Otosan nor any of its directors, managers or employees nor any other person shall have any liability whatsoever for any loss arising from use of this presentation.